

# Virtual Meeting Online Guide

## Before you begin

Ensure your browser is compatible. Check your current browser by going to the website: **[whatismybrowser.com](http://whatismybrowser.com)**

---

Supported browsers are:

- Chrome – Version 44 & 45 and after
- Firefox – 40.0.2 and after
- Safari – OS X v10.9 & OS X v10.10 and after
- Internet Explorer 9 and up

**To attend and vote you must have your MIL Customer Login Number and postcode.**

Appointed Proxy: Your proxy number will be provided by Link before the meeting.

**Please make sure you have this information before proceeding.**

# Virtual Meeting Online Guide



## Step 1

Open your web browser and go to <https://agmlive.link/MILU20> and select the relevant meeting.

## Step 2

Log in to the portal using your full name, mobile number, email address, and company name (if applicable).

Please read and accept the terms and conditions before clicking on the blue **'Register and Watch Meeting'** button.

- On the left – a live video webcast of the Meeting
- On the right – the presentation slides that will be addressed during the Meeting
- At the bottom – buttons for 'Get a Voting Card', 'Ask a Question' and a list of company documents to download

**Note:** If you close your browser, your session will expire and you will need to re-register. If using the same email address, you can request a link to be emailed to you to log back in.

## 1. Get a Voting Card

To register to vote – click on the 'Get a Voting Card' button.

This will bring up a box which looks like this.

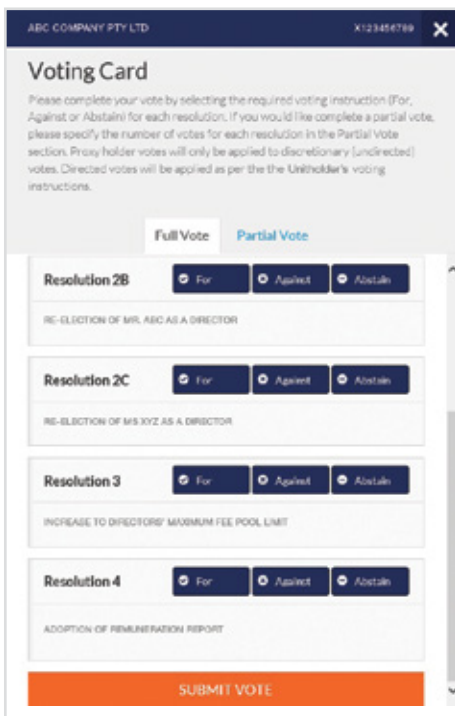
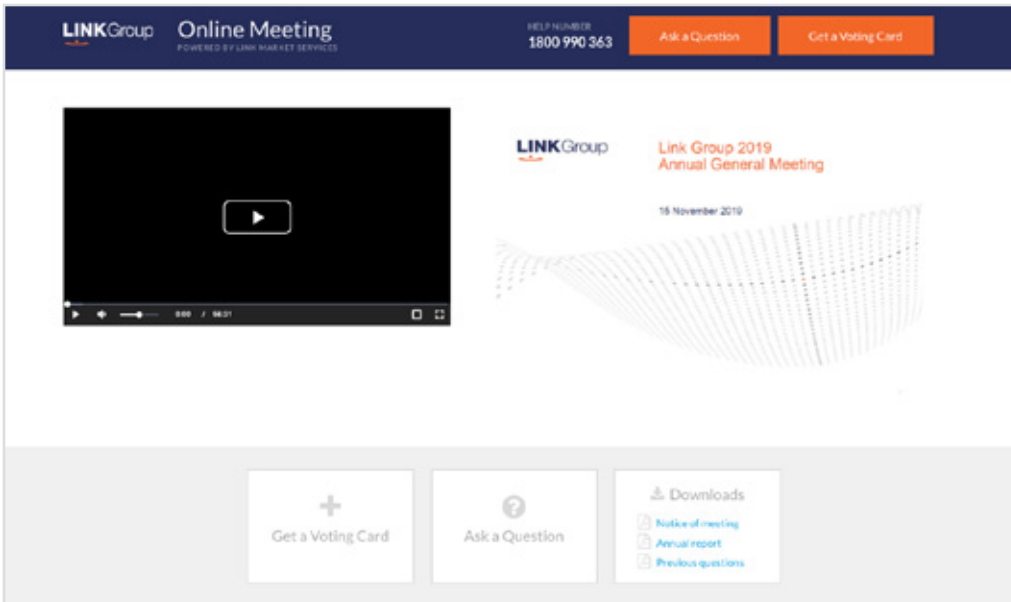
A screenshot of the "Voting Card" registration form. The form is titled "Voting Card" and includes a sub-header "Please provide your Shareholder or Proxy details". It is divided into two sections: "SHAREHOLDER DETAILS" and "PROXY DETAILS". The "SHAREHOLDER DETAILS" section has fields for "Shareholder Number" and "Post Code", with a note "Outside Australia" below. The "PROXY DETAILS" section has a field for "Proxy Number". Both sections have an orange button labeled "SUBMIT DETAILS AND VOTE". An "OR" separator is placed between the two sections.

If you are an individual or joint Shareholder you will need to register and provide validation by entering your Member Number (MIL Customer login number) and postcode.

If you are an appointed Proxy, please enter the Proxy Number issued by Link in the PROXY DETAILS section. Then click the **'SUBMIT DETAILS AND VOTE'** button.

Once you have registered, your voting card will appear with all of the resolutions to be voted on by shareholders at the Meeting (as set out in the Notice of Meeting). You may need to use the scroll bar on the right hand side of the voting card to view all resolutions.

Shareholders and proxies can either submit a Full Vote or Partial Vote.



## Full Votes

To submit a full vote on a resolution ensure you are in the **'Full Vote'** tab. Place your vote by clicking on the **'For'**, **'Against'**, or **'Abstain'** voting buttons.

## Partial Votes

To submit a partial vote on a resolution ensure you are in the **'Partial Vote'** tab. You can enter the number of votes (for any or all) resolution/s. The total amount of votes that you are entitled to vote for will be listed under each resolution. When you enter the number of votes it will automatically tally how many votes you have left.

**Note:** If you are submitting a partial vote and do not use all of your entitled votes, the un-voted portion will be submitted as No Instruction and therefore will not be counted.

Once you have finished voting on the resolutions scroll down to the bottom of the box and click on the **'Submit Vote'** or **'Submit Partial Vote'** button.

**Note:** You can close your voting card without submitting your vote at any time while voting remains open. Any votes you have already made will be saved for the next time you open up the voting card. The voting card will appear on the bottom left corner of the webpage. The message **'Not yet submitted'** will appear at the bottom of the page.

You can edit your voting card at any point while voting is open by clicking on **'Edit Card'**. This will reopen the voting card with any previous votes made.

Once voting has been closed all voting cards will automatically be submitted and cannot be changed.

At the conclusion of the Meeting a red bar with a countdown timer will appear at the top of the Webcast and Slide windows advising the remaining voting time. Please make any changes and submit your voting cards.

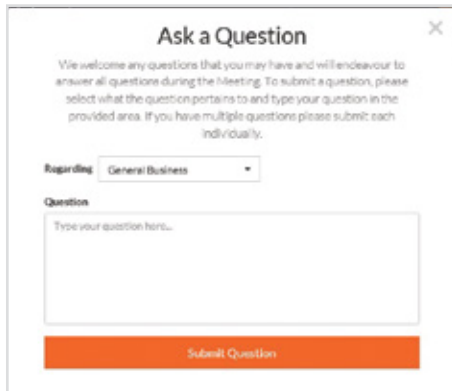
## 2. How to ask a question

**Note:** Only shareholders are eligible to ask questions.

You will only be able to ask a question after you have registered to vote. To ask a question, click on the 'Ask a Question' button either at the top or bottom of the webpage.

---

The '**Ask a Question**' box will then pop up with two sections for completion.



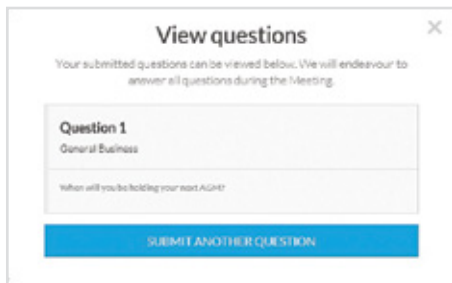
In the '**Regarding**' section click on the drop down arrow and select the category/resolution for your question.

Click in the '**Question**' section and type your question and click on 'Submit'.

A '**View Questions**' box will appear where you can view your questions at any point. Only you can see the questions you have asked.

If your question has been answered and you would like to exercise your right of reply, you can submit another question.

Note that not all questions are guaranteed to be answered during the Meeting, but we will do our best to address your concerns.



## 3. Downloads

View relevant documentation in the Downloads section.

---

## Voting closing

Voting will end 5 minutes after the close of the Meeting.

---

At the conclusion of the Meeting a red bar with a countdown timer will appear at the top of the Webcast and Slide screens advising the remaining voting time. If you have not submitted your vote, you should do so now.

At the close of the meeting any votes you have placed will automatically be submitted.

## Contact us

### Australia

T 1300 554 474

E [info@linkmarketservices.com.au](mailto:info@linkmarketservices.com.au)

### New Zealand

T +64 9 375 5998

E [enquiries@linkmarketservices.co.nz](mailto:enquiries@linkmarketservices.co.nz)